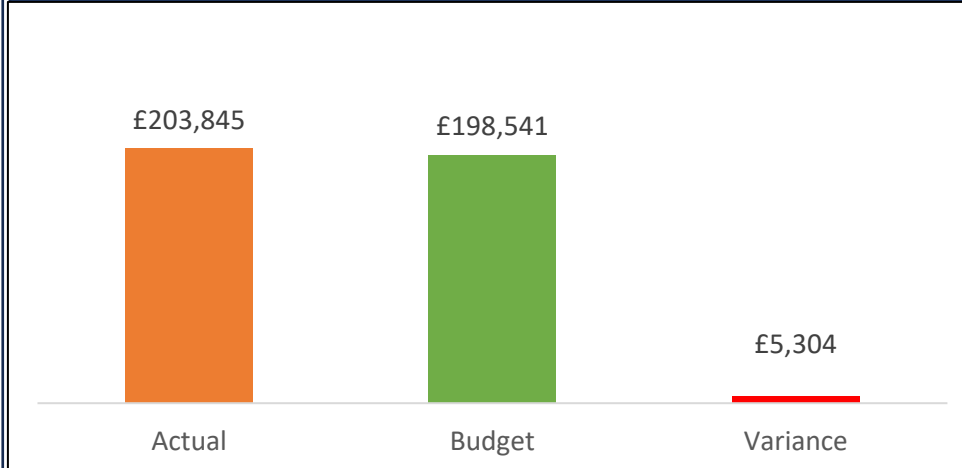


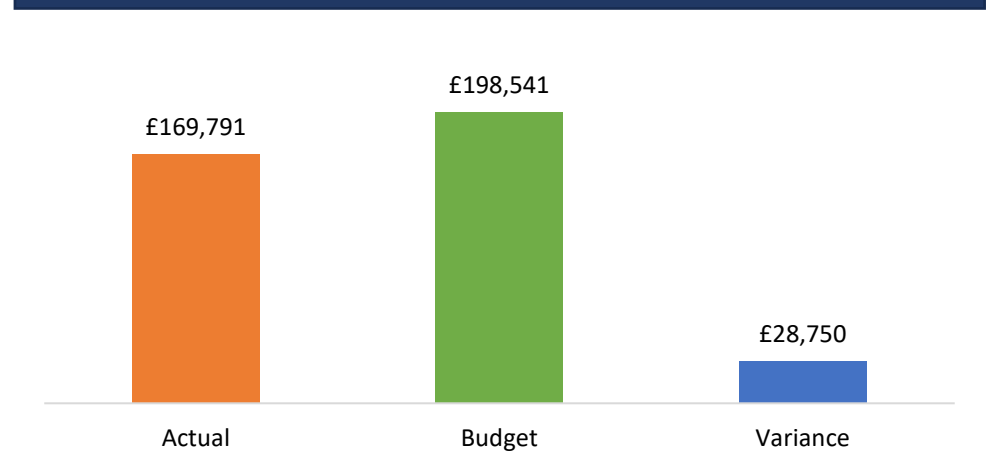
**Balance Scorecard Data – Q4 2024**

**Finance**

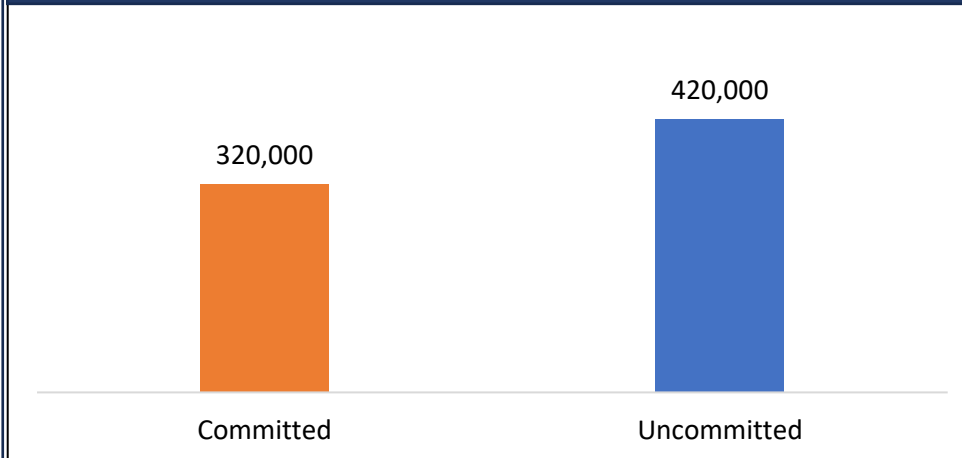
**Income Q4 2024**



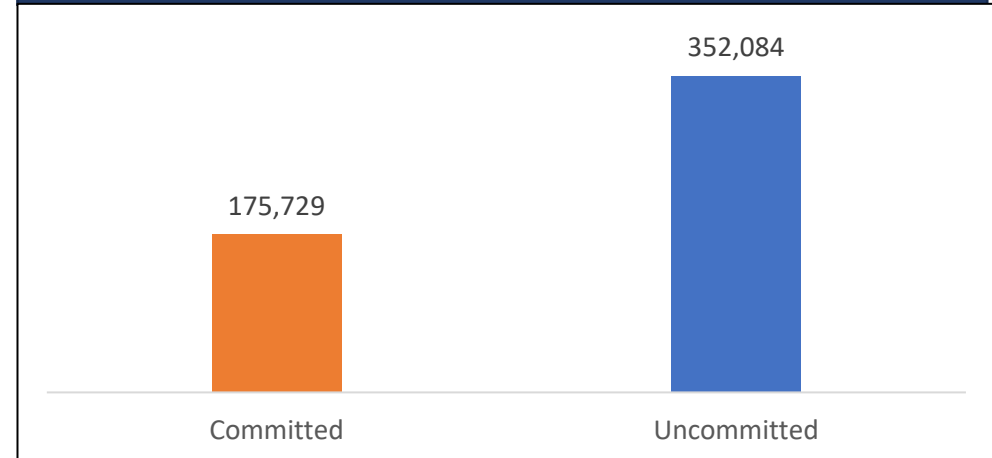
**Expenditure Q4 2024**



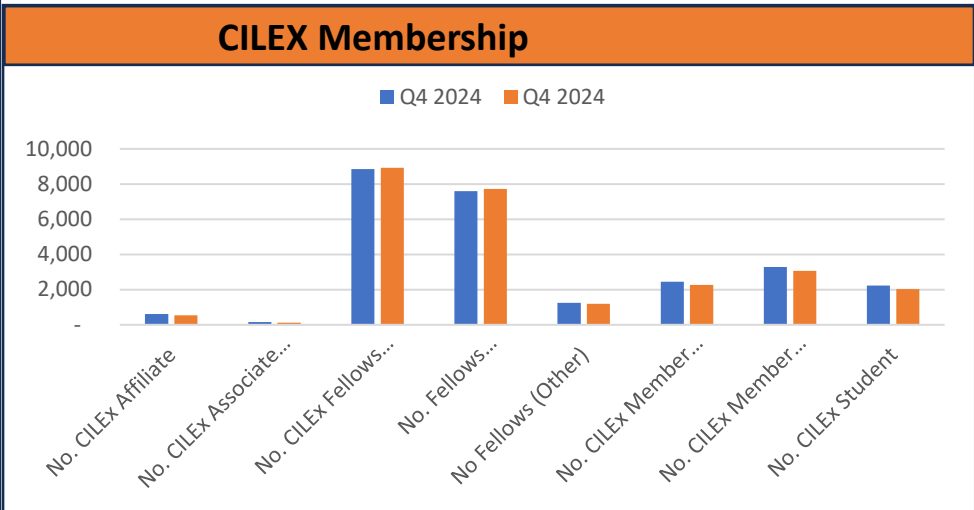
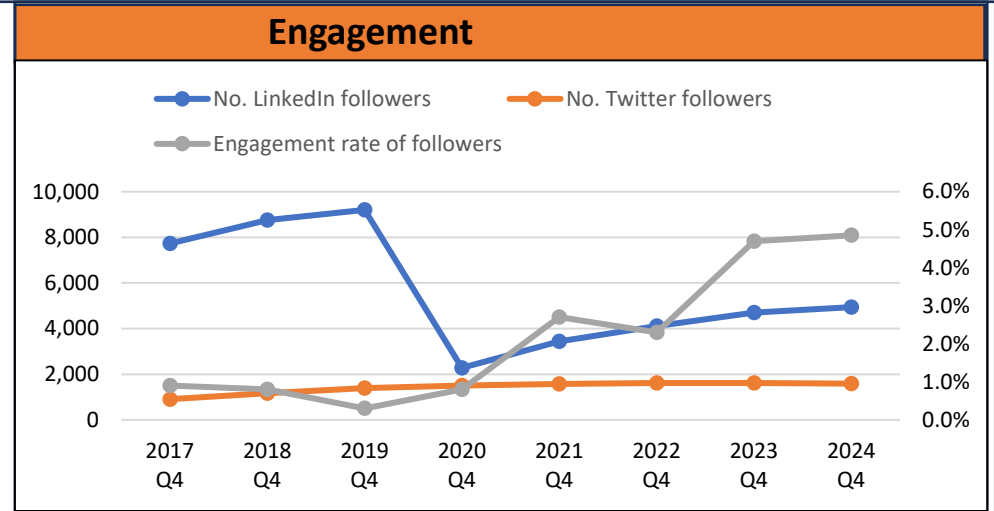
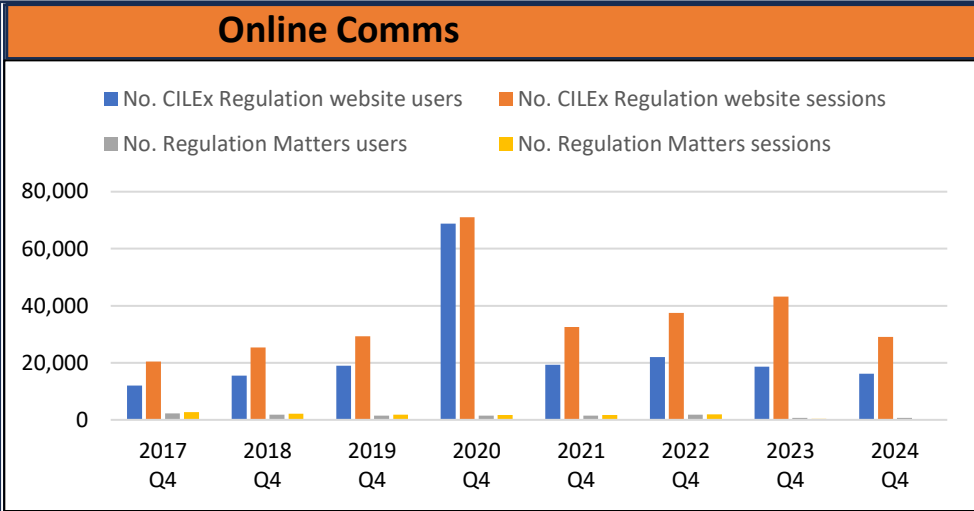
**Contingency Reserve Q4 2024**



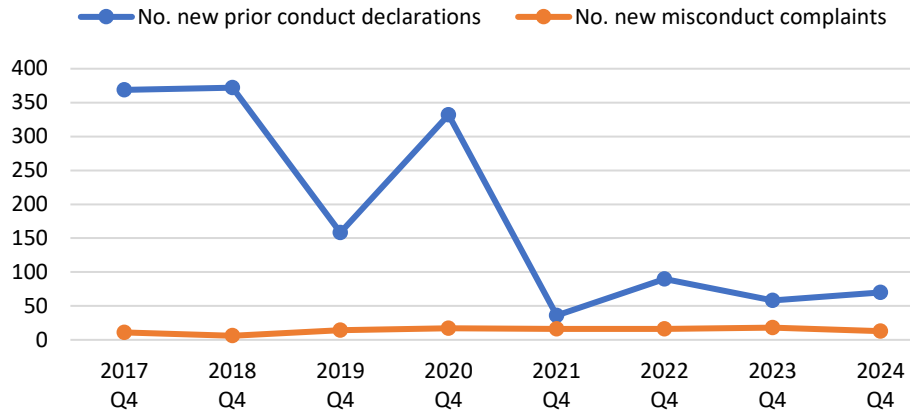
**Working Capital Q4 2024**



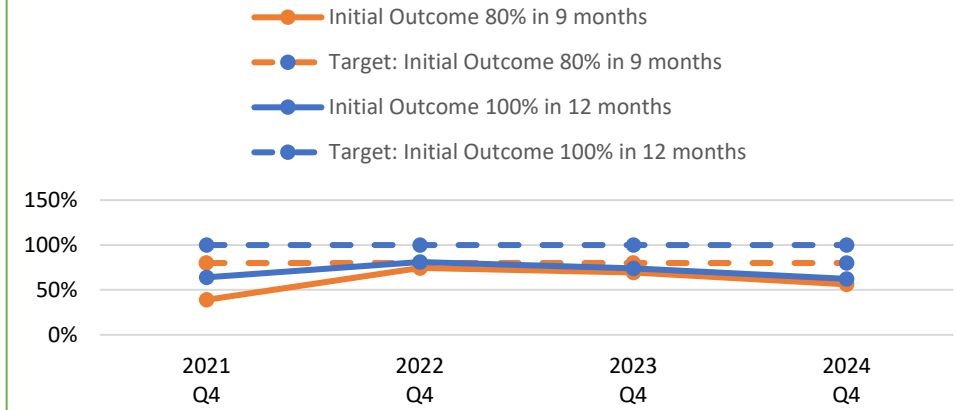
STAKEHOLDER/COMMS DATA



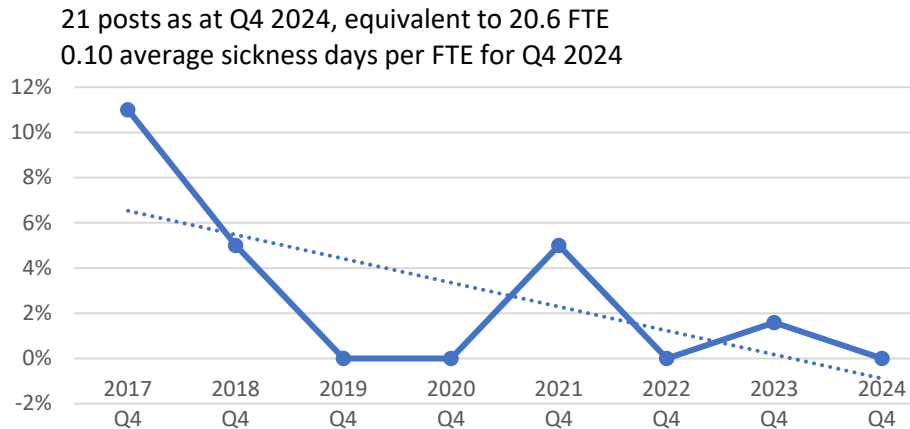
### Complaints



### Complaints - Outcome



### Staff Turnover



**Authorisation:** Ensuring competence on entry to the profession

**Supervision:** Assuring maintenance of lifelong competence

OPERATIONS

Practitioner		
<b>Applications in Q4 2023 and Q4 2024</b>		
	<b>2023</b>	<b>2024</b>
WBL	141	↓ 114
QE	114	↓ 105
Practice Rights/ Advocacy	18	↓ 10
<b>Applications - Cumulative 2023 and 2024</b>		
	<b>Q1&amp;Q2&amp;Q3 &amp;Q4 2023</b>	<b>Q1&amp;Q2&amp;Q3 &amp;Q4 2024</b>
WBL	659	↓ 594
QE	559	↓ 523
Practice Rights/ Advocacy	74	↑ 78

Practitioner		
Non-compliance figure at CPD year-end: 3,135 (2,512 for 2022-2023)		
<b>CPD non-compliance in Q4 2023 and Q4 2024</b>		
	<b>Q4 2023</b>	<b>Q4 2024</b>
Authorised persons	392	258
Non-authorised	1,353	725
<b>Total</b>	<b>1,745</b>	<b>983</b>

Entity		
No. of CRL firms active: 20 (20 in Q4 2023)		
No. of ACCA firms active: 38		
<b>Firm authorisation data in Q4 2023 and Q4 2024</b>		
	<b>Q3 2023</b>	<b>Q3 2024</b>
CRL firms authorised	1	↔ 1
ACCA firms authorised	37	↑ 38

Entity		
No. of firms ceasing regulation with CRL: 5		
<b>Annual Returns in Q4 2023 and Q4 2024</b>		
	<b>Q4 2023</b>	<b>Q4 2024</b>
CRL firms renewed	20	↔ 20
Renewals authorised	3	↑ 6

GDPR Data: Breaches reported/not reported to the ICO. (2 breach not reported in Q3 2023)