

Balance Scorecard Data – Q1 2025

Finance

Income Q1 2025

£166,049



Actual

£165,411



Budget

£638

Variance

Expenditure Q1 2025

£199,357



Actual

£165,411



Budget

Variance

-£33,946

Contingency Reserve Q1 2025

103,447



Committed

379,323



Uncommitted

Working Capital Q1 2025

320,000



Committed

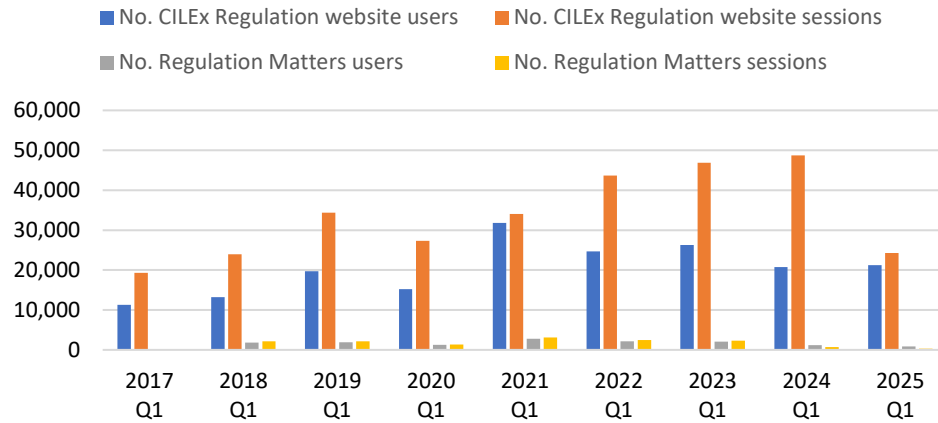
420,000



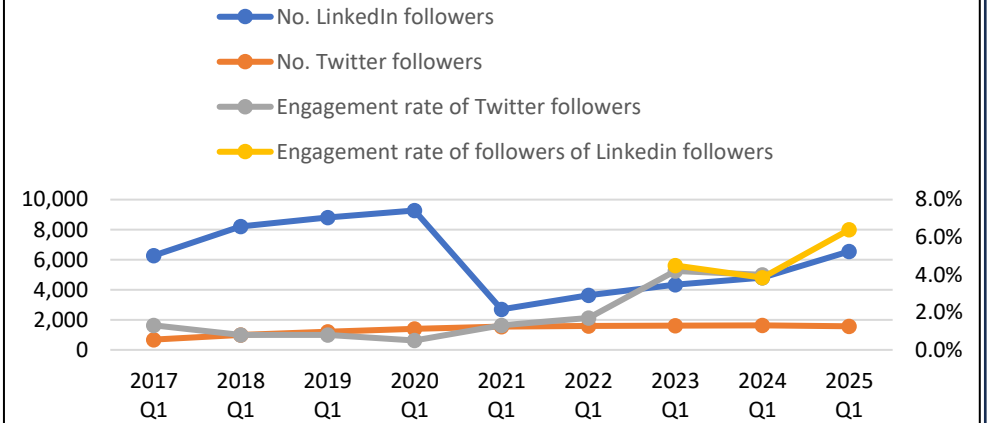
Uncommitted

STAKEHOLDER/COMMS DATA

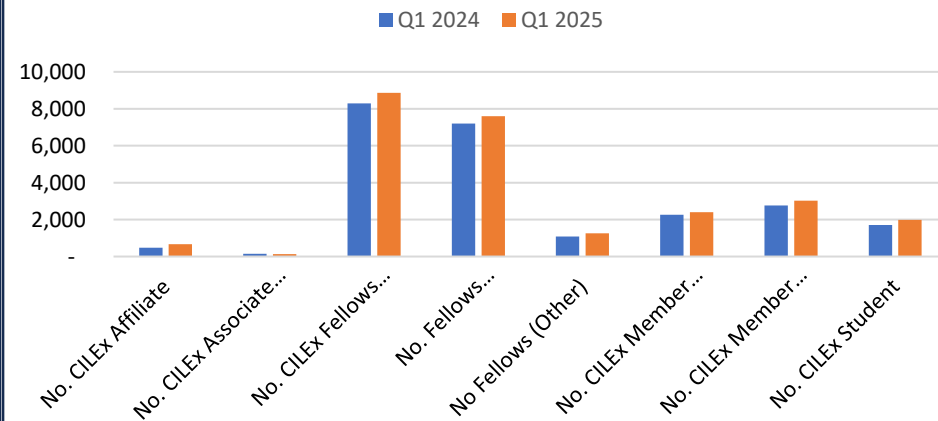
Online Comms



Engagement

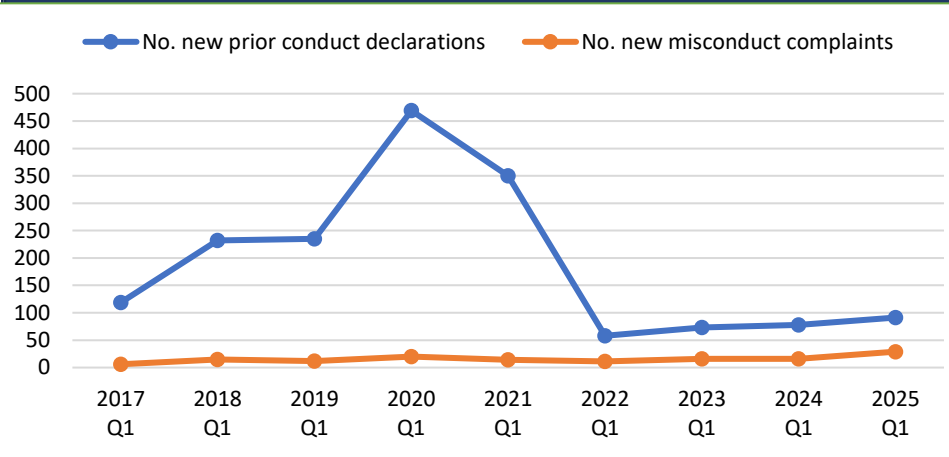


CILEX Membership

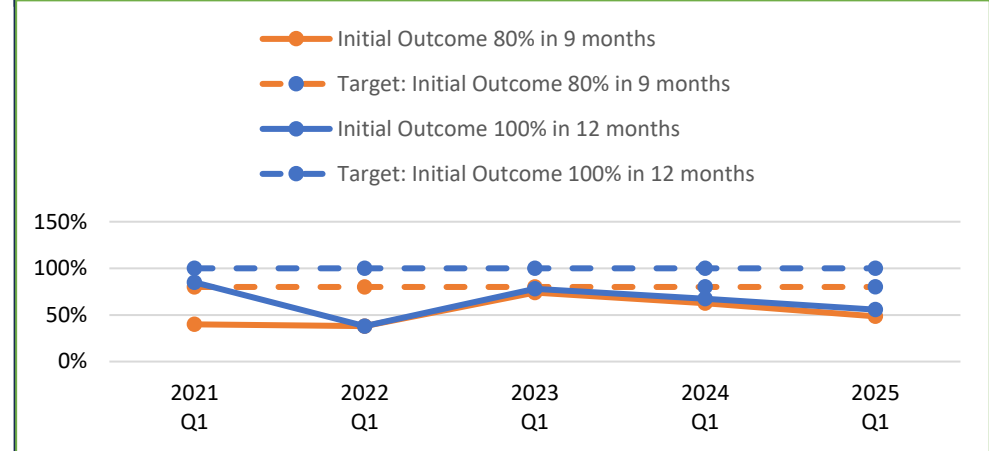


OPERATIONS

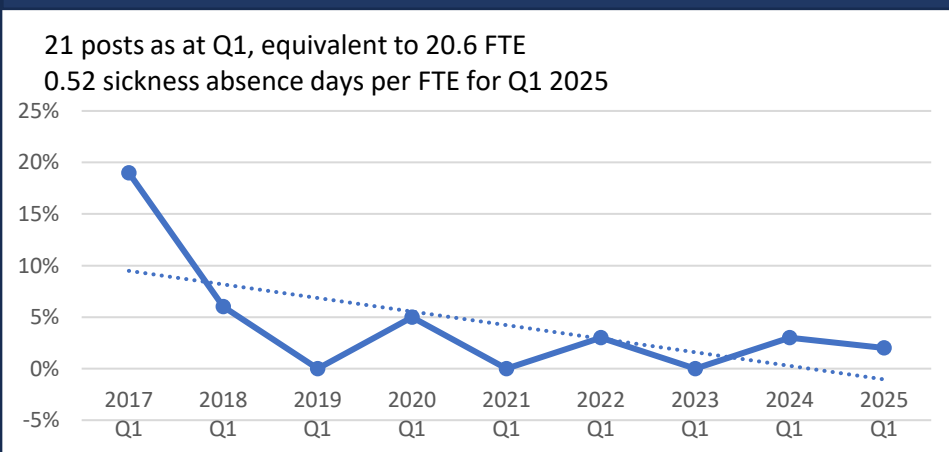
Complaints



Complaints - Outcome



Staff Turnover



Authorisation: Ensuring competence on entry to the profession

Supervision: Assuring maintenance of lifelong competence

OPERATIONS

Practitioner

Applications in Q1 2024 and Q1 2025

	Q1 2024	Q1 2025
WBL	141	109
QE	123	158
Practice Rights/ Advocacy	29	21

Entity

No. of CRL firms active: 21 (19 in Q1 2024)

No. of ACCA firms active: 40

Firm authorisation data in Q1 2024 and Q1 2025

	Q1 2024	Q1 2025
CRL firms authorised	2	0
ACCA firms authorised	3	0

Applicant feedback : No feedback received – reflecting the lack of applications in 2022/3

Practitioner

Non-compliance figure at CPD year-end: 3,135 (2,512 for 2022-2023)

CPD non-compliance in Q1 2024 and Q1 2025

	Q1 2024	Q1 2025
Authorised persons	171	125
Non-authorised	980	470

Entity

No. of firms ceasing regulation with CRL: 5

Annual Returns in Q1 2024 and Q1 2025

	Q1 2024	Q1 2025
CRL firms renewed	19	21
Renewals authorised	7	3

GDPR Data: Breaches reported/not reported to the ICO. (1 breach not reported in Q1 2025)