

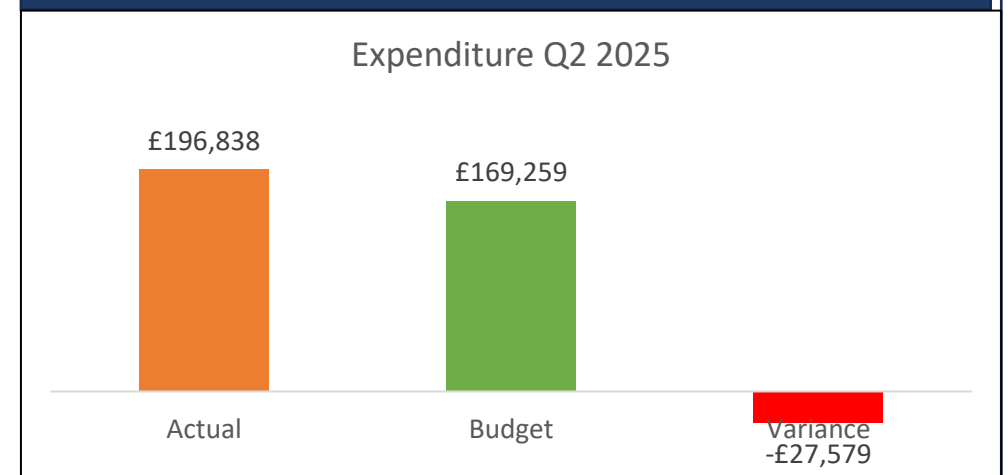
Balance Scorecard Data – Q2 2025

Finance

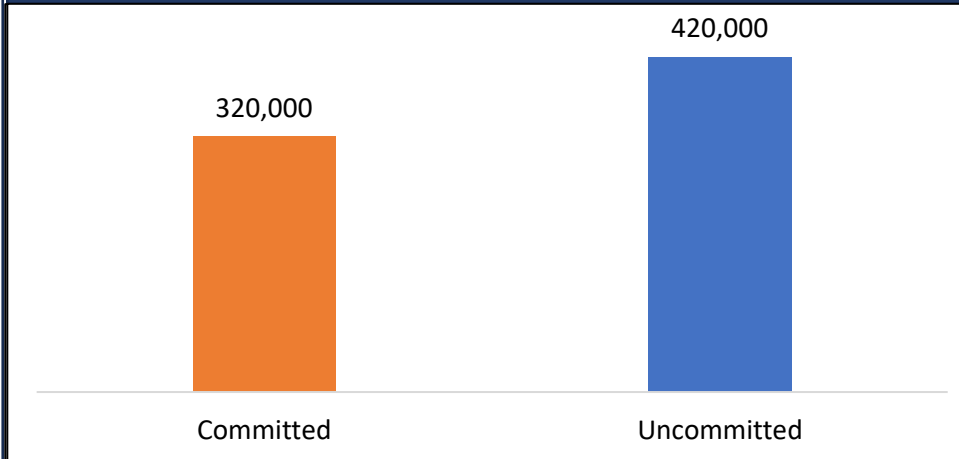
Income Q2 2025



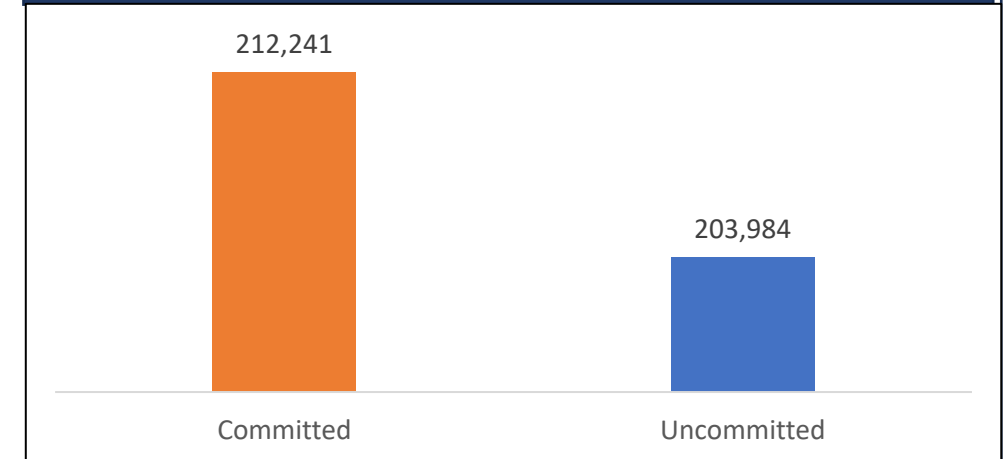
Expenditure Q2 2025



Contingency Reserve Q2 2025

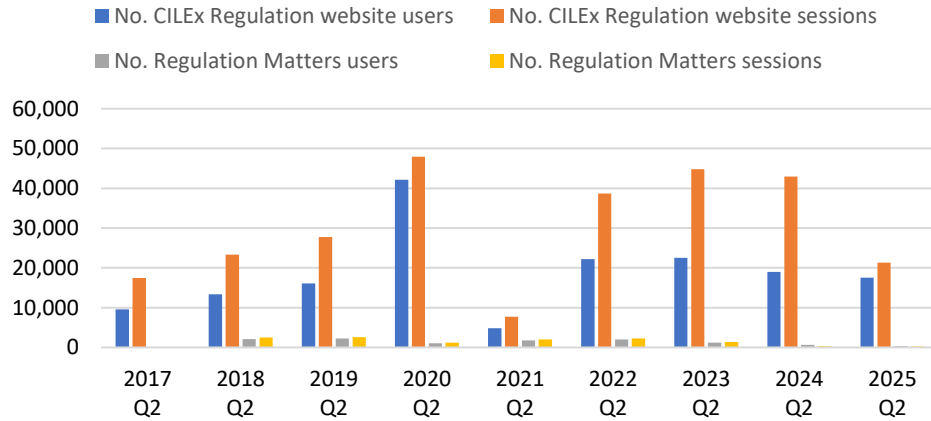


Working Capital Q2 2025

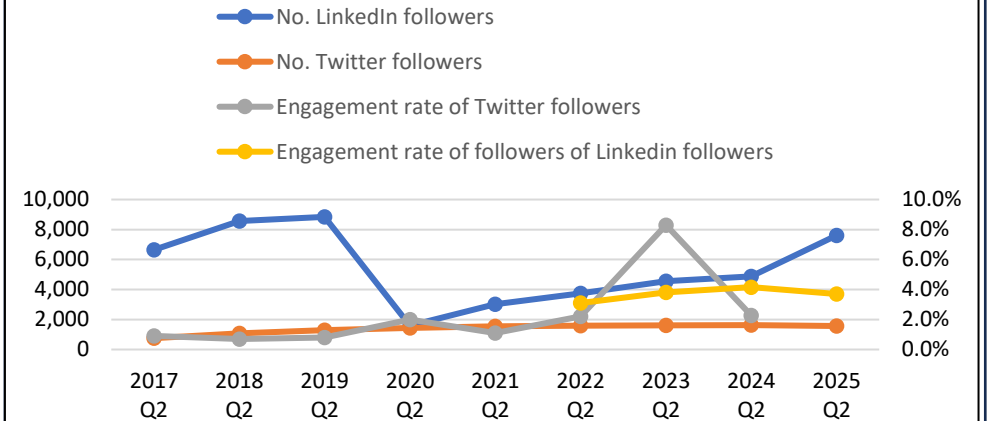


STAKEHOLDER/COMMS DATA

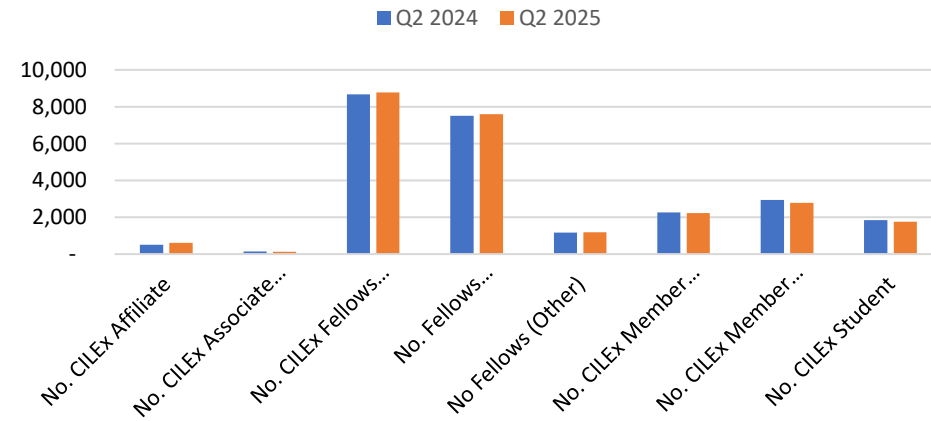
Online Comms



Engagement

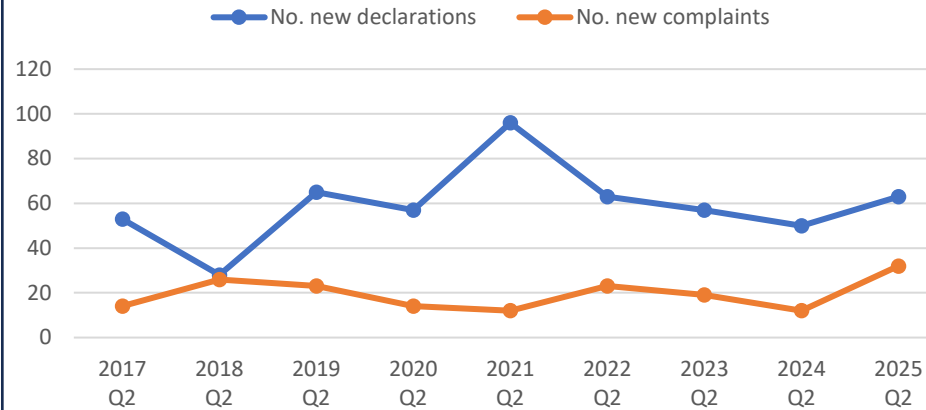


CILEX Membership

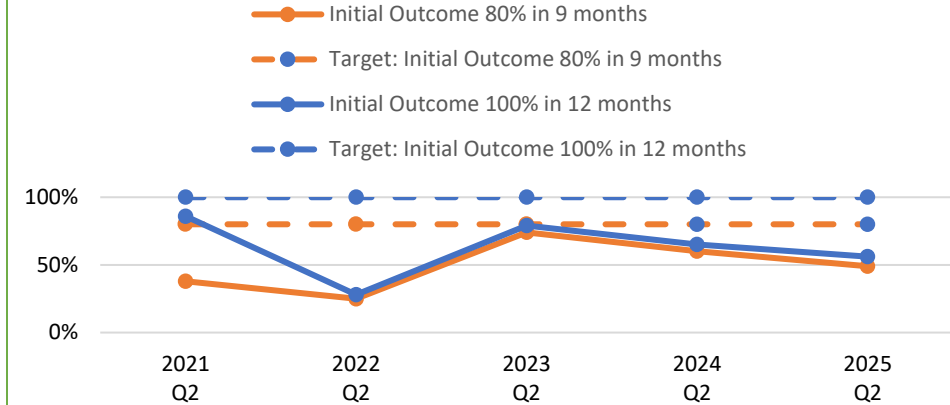


OPERATIONS

Complaints

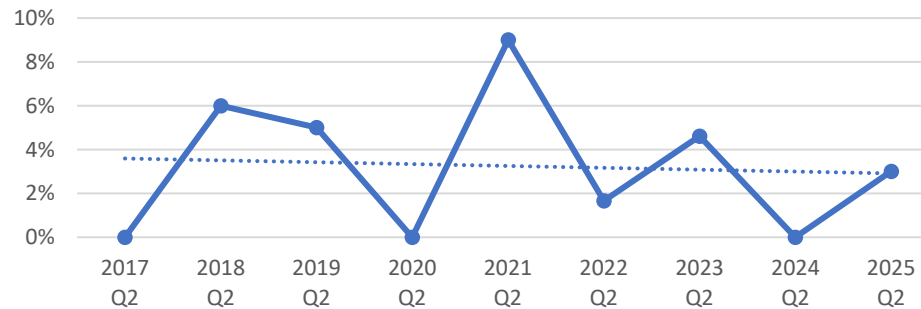


Complaints - Outcome



Staff Turnover

22 posts as at Q2, equivalent to 21.6 FTE
0.50 sickness absence days per FTE for Q2 2024



Authorisation: Ensuring competence on entry to the profession

Supervision: Assuring maintenance of lifelong competence

OPERATIONS

Practitioner

Applications in Q2 2024 and Q2 2025

	Q2 2024	Q2 2025
WBL	178	↓ 145
QE	160	↓ 136
Practice Rights/ Advocacy /ACCA	16	↑ 18

Practitioner

Non-compliance figure at CPD as at 31/08/2024: 1,081 (2,537 for 2023)

CPD non-compliance in Q2 2024 and Q2 2025

	Q2 2024	Q2 2025
Authorised persons	152	72
Non-authorised	946	288

Entity

No. of CRL firms active: 21 (21 in Q2 2024)

No. of ACCA firms active: 35

Firm authorisation data in Q2 2024 and Q2 2025

	Q2 2024	Q2 2025
CRL firms authorised	1	↓ 0
ACCA firms authorised	3	↓ 0

Entity

No. of firms ceasing regulation with CRL: 0

Annual Returns in Q2 2024 and Q2 2025

	Q2 2024	Q2 2025
CRL firms renewed	21	↔ 21
Renewals authorised	4	↑ 7

GDPR Data: Breaches reported/not reported to the ICO. (1 breach not reported in Q2 2024)